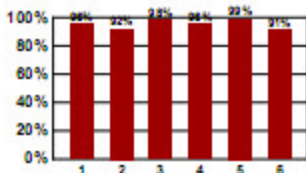


Quality Assurance Survey Results

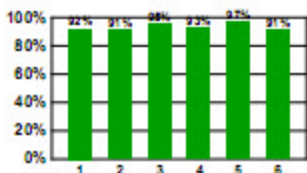
1st Quarter 2010

Demo Corporation: North Region

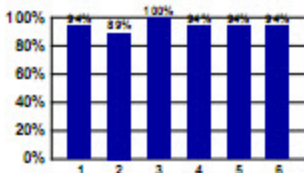
Total Compliance



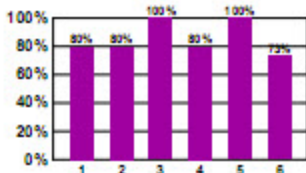
Sanitation



Meal Service



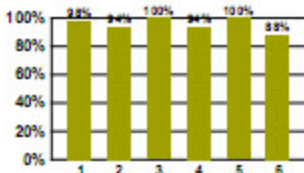
Staff Development



Budget Control



Nutritional Assessment



Facilities Legend

- 1: Logan Wind 3: Pleasant Acres 5: Vernal Ridge Care & Rehab
- 2: Ogden Heights 4: University View Care & Rehab 6: Windy Acres of Layton

REGION	NORTH REGION	Total Compliance	Sanitation	Meal Service	Staff Development	Budget Control	Nutritional Assessment
Logan Wind		98%	92%	94%	80%	67%	98%
Ogden Heights		92%	91%	89%	80%	73%	94%
Pleasant Acres		98%	96%	100%	100%	100%	100%
University View Care & Rehab		96%	93%	94%	80%	73%	94%
Vernal Ridge Care & Rehab		99%	97%	94%	100%	100%	100%
Windy Acres of Layton		91%	91%	94%	73%	67%	88%

SCORING CODES

95-100% = EXCELLENT
 89-94% = ABOVE AVERAGE
 83-88% = AVERAGE, NEEDS IMPROVEMENT

77-82% = BELOW AVERAGE
 < 77% = POOR
 (Scores < 89% are Focused Departments)